

2020 INSTANT REPLAY SYSTEM (IRS) MANUAL FOR THE REFEREES AND IRS-OPERATORS FIBA COMPETITIONS

This material is created by FIBA Referee Ops and is an Official FIBA material.
All rights reserved. The reproduction or utilisation of this document in any form or by any electronic, mechanical, or other means, now known or here after invented, including xerography, photocopying, recording, and in any information storage and retrieval system, is forbidden without the written permission of FIBA Referee Ops.

November 2020, All Rights Reserved

FIBA – International Basketball Federation
Route Suisse, PO Box 29
1295 Mies
Switzerland
fiba.basketball

The content is based on OBR2020 and OBRI 1Oct2020/v1.1.

If you identify an error or a discrepancy in this material, please notify the FIBA Referee Ops at: refereeing@fiba.basketball

1. TABLE OF CONTENTS

Module 1 Introduction

- 1.1 Definitions
- 1.2 Complementary Material
- 1.2. The Instant Replay System

Module 2 TV Production

- 2.1 TV Production Standard
- 2.2. Broadcast plan basic principles
- 2.3. Name of cameras used in the IRS system
- 2.4. Different production cameras' plan
- 2.5. Different types of IRS technical system used

Module 3 Handbooks & Rules

- 3.1. FIBA requirements
- 3.2. FIBA Technical delegates
- 3.3. FIBA Referees
- 3.4. LOC
- 3.5. Scorer's Table
- 3.6. FIBA Rules 2020 – OBR
- 3.7. FIBA Rules Interpretation 2020 - OBRI

Module 4 Introduction

- 4.1. Protocol & Video games - FIBA requirements
- 4.2. IRS play summary
- 4.3. IRS steps for referees

Abbreviations used in the material

1.	PF	Personal Foul
2.	UF	Unsportsmanlike Foul
3.	DQF	Disqualifying Foul
4.	OOB	Out-of-bounds
5.	EOQ / EOG	End of the Quarter / End of the Game
6.	L2M	Last 2 minutes of the 4 th quarter or overtime.
7.	AT	Any time
8.	GT	Goal tending

9.	BI	Basket interference
10.	SCV	Shot Clock violation
11.	IRS	Instant Replay System
12.	CC	Crew Chief
13.	FT	Free Throw
14.	OF	Offensive Foul
15.	POC	Point of contact

MODULE 1 INTRODUCTION

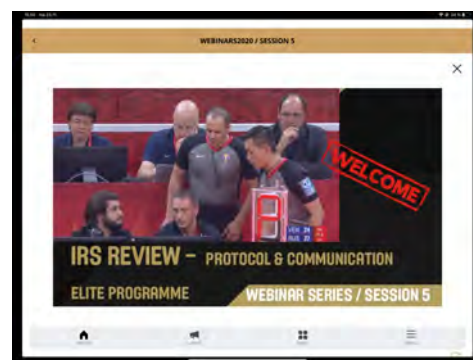
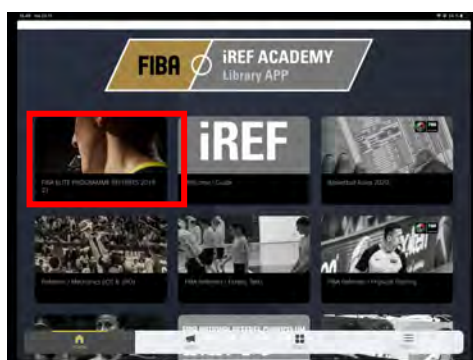
1.1. DEFINITIONS

Full IRS technical system	<p>A separate technical set-up for providing the different camera footages at the disposal of referees during the IRS review. Normally includes</p> <ol style="list-style-type: none"> 8 cameras feeds that are synchronized The cameras are part of the TV-production, but the footage is controlled independently by IRS Operator. 2 touch screens at IRS review position Up to 4 cameras footage can review at the same time in same monitor.
Limited IRS technical system	<p>A technical set-up that is part of the TV production and all footages are provided by OB Van / Director. Normally includes:</p> <ol style="list-style-type: none"> One monitor at IRS review position One camera angle can be reviewed at the time Limitations for number of the replays, angles, slow-motions and zooming. <p>See details page 17.</p> <p>This system is normally used in all FIBA World Cup and Regional Qualifying games.</p>
Conclusive	Refers to camera footage material that has clear visual evidence to review what happen in the play.
Inconclusive	Refers to camera footage material that has NO clear visual evidence to review what happen in the play. In case referee is not able to see clearly what happened, the review is determined as “inconclusive”.
IRS Technician	Refers to the technician who is provided by the IRS Service Provider Company.
Local IRS Operator	Refers to the local FIBA referee who has been nominated to assist referees in the game during the IRS reviews. A link between referees and OB Van.
OB Van	Refers to the TV production van, what is normally located outside the gym.
Director	Refers to the Director in the OB Van who is responsible =for the TV-production.

1.2. COMPLEMENTARY MATERIAL

There is complementary material available in FIBA iREF ACADEMY LIBRARY APP / ELITE PROGRAMME FOLDER – Webinars session 5 PDF & Videos.

Username / password required.



1.3. THE INSTANTS REPLAY SYSTEM

The Instant Replay System (IRS) was introduced for FIBA Competitions for the first time in the FIBA Basketball World Cup 2010 in Turkey. In 2018, the IRS rule was expanded to include additional reviewable play situations.

Naturally the technical set-up and review techniques have evolved resulting in more accurate final decisions in a shorter period of time.

The key factors to a successful review during the game include:

- A. Short and sharp review (should be as short as possible)
- B. Good knowledge of the rules and protocols by the Referees (what and how to review)
- C. Proper and sharp communication between the Referees and the Instant Reply System Operator (IRSO)
- D. or with Outside Broadcasting Van (OB-VAN) director or operator on the scorer's table, whoever is available.

This material covers the main characteristics of a successful review procedure.

Please note, that due to the limited technical set-up during some FIBA competitions, some alternative procedures have been put in place and therefore you, as a referee, cannot expect to have a conclusive review of all situations as it could be expected with a full designated IRS technical set-up.

All above mentioned exceptions are marked with red text in this material.

This material, together with on-line training modules on the FIBA iRef platform creates the training programme for the referees and IRSO at the scorer's table during the FIBA Competitions.



MODULE 2 TV PRODUCTION

2.1. TV PRODUCTION STANDARD

For all main competitions, FIBA provides the specific manuals with the approved requirements. In this document the references are made to the National member Federations' Handbook for the FIBA Basketball Competition.

Amongst others, the basic principles of the TV production camera plan are outlined in this handbook.

FIBA referees must familiarize themselves with TV production requirements. They also should be aware that depending on the venue there might be some deviations from the approved TV production camera plan.

For this reason, it is important that the nominated FIBA referees, upon arrival to the venue, check the actual TV production camera plan and become familiar with the camera locations.

They must also establish the contact with the FIBA Technical Delegate, the IRS Operator (IRSO) and the TV Coordinator. The Crew Chief, together with the IRSO and the TV Coordinator, must verify the TV production camera plan and the Instant Replay System capabilities.

Prior to the game, the Crew Chief must establish the communication rules with the IRSO during the game.

It is also recommended for the Crew Chief to have a printed FIBA



TV production camera plan and to take notes regarding the actual locations or numbering of the cameras. This plan should be placed next to the IRS monitor and used if the IRS review occurs to facilitate the communication with the IRSO and OB-van.

In the next pages please find enclosed:

- Broadcast Plan Basic Principles
- FIBA Premium Production Camera Plan
- Camera Name Positions
- Basketball Champions League Production Camera Plan



2.2. BROADCAST PLAN BASIC PRINCIPLES

There is a different “Broadcast Plan” approved by FIBA for each competition that provides the optimal guidelines for the Host Broadcaster and Broadcast Partners.

The Host Broadcaster shall produce the International Feed in High Definition with at least twelve (12) cameras and deliver the signal of the live game and the highlights programme to the relevant pan-regional satellite.

The LOC or Host National Member Federation shall provide the necessary required space for the installation of the Host Broadcaster and Broadcast Partners’ cameras and other facilities.

The cameras must be set up on the opposite side of the arena from the Team Benches and Scorer’s Table. The Host National Member Federation shall ensure that the minimum number of camera positions can be accommodated before tickets are sold or allocated.

Depending on the TV technical equipment and the broadcast plan in each venue, there might be some limitations which could restrict the review of certain plays.

The officials must clarify this before the game and should be aware of the capacity of the IRS.



2.3. NAME OF CAMERAS USED IN THE IRS SYSTEM

Each camera used by the production during a game has a different name that identifies:

- Its position in the set-up
- Its characteristics and resolution

The referees as well as the IRS operators have to know the names and the different possibilities of each camera, and know how to ask to use them, to see the play with the best angle.

Depending on the production system used, more or less cameras can be available, but there is a basic set-up that we will describe below.



MAIN CAMERA

Located high up in the stands, exactly on the center court.


The most important camera that follows the game at all times.



TIGHT SHOT CAMERA

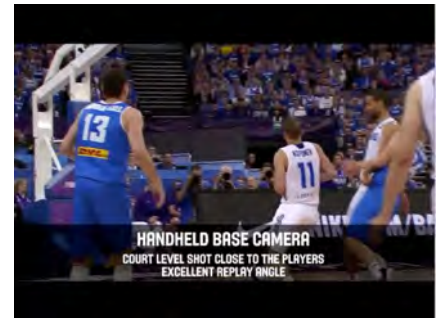
A closer look at action & emotion.

A clear view of the court and its surroundings.



HANDHELD BASE CAMERA

Located opposite the table officials at court level shot close to the players, excellent replay angles.



HANDHELD SIDE CAMERA

Located next to the basket, on both sides, view to cover all the actions.

Time-out coverage, excellent replay angle.



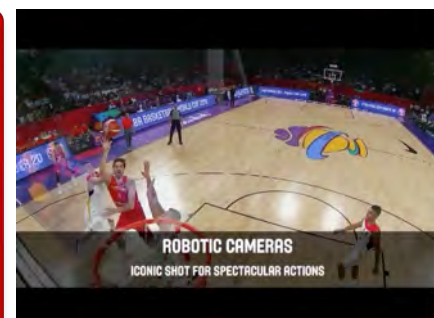
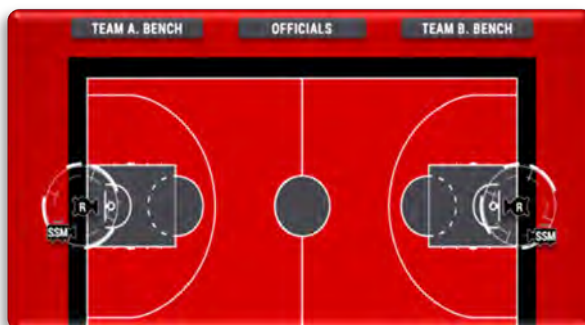
BENCH CAMERAS

Located next to the main camera, focus on team benches area reactions and players substitutions.




ROBOTIC CAMERAS

Iconic shot for spectacular actions.



HERO SHOT CAMERAS

Transforming all actions and emotional shots to epic shots.

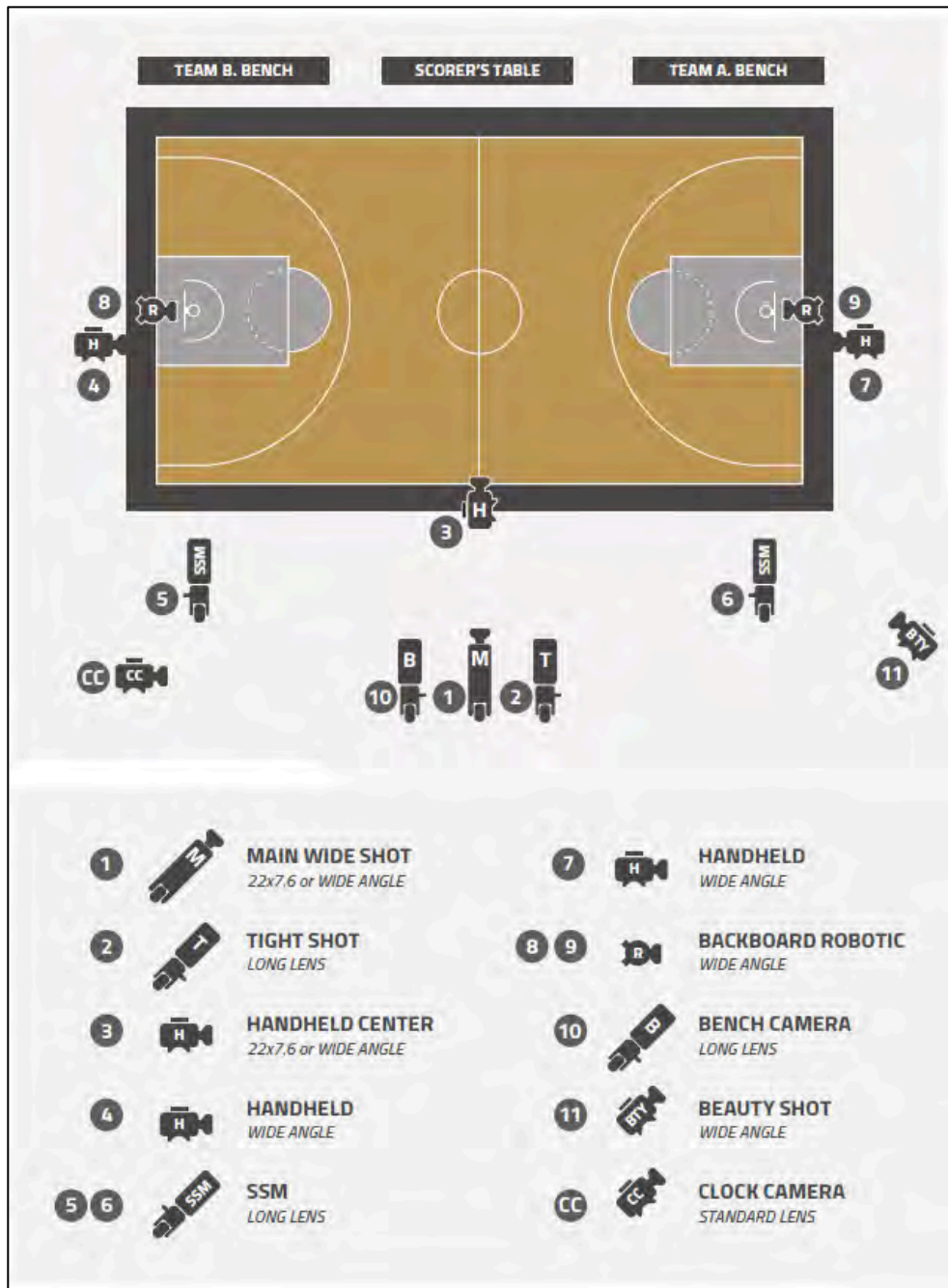


2.4. DIFFERENT PRODUCTION CAMERA PLAN

2.4.1. FIBA PREMIUM PLAN


Plan with 12 cameras

In addition to the basic camera plan, some Host Broadcasters may have additional cameras located in the venue.



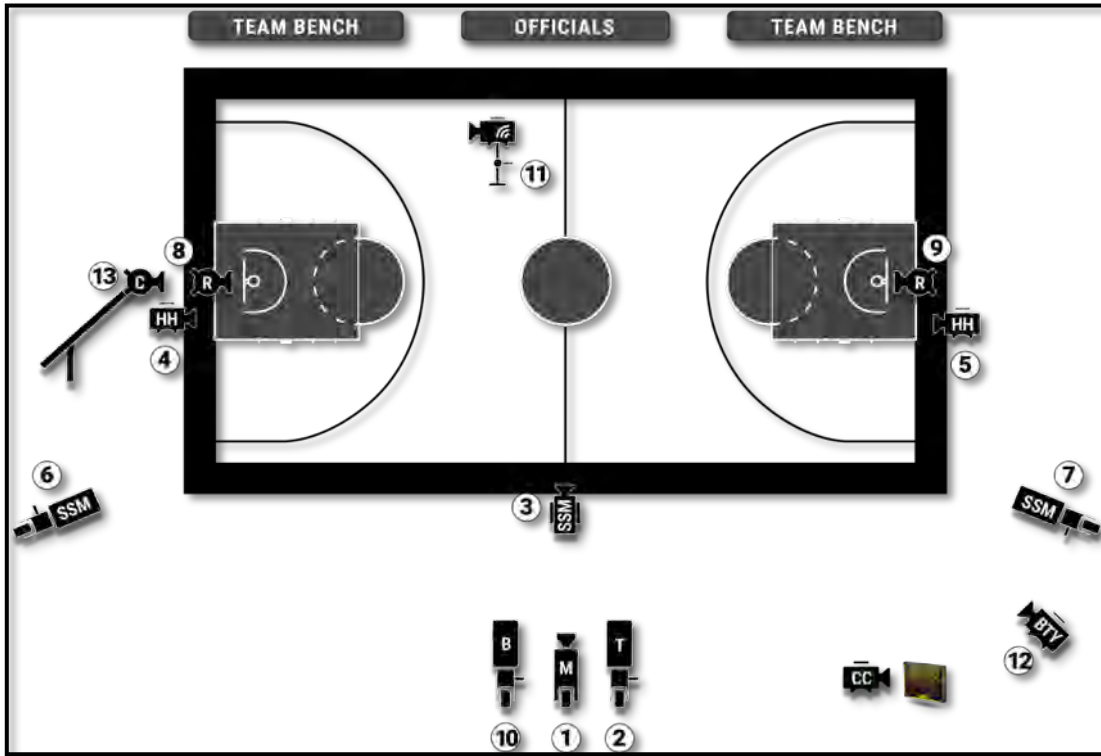
2.4.2. FIBA BASKETBALL LEAGUE (BCL) CAMERA PLAN

Plan with 12 cameras



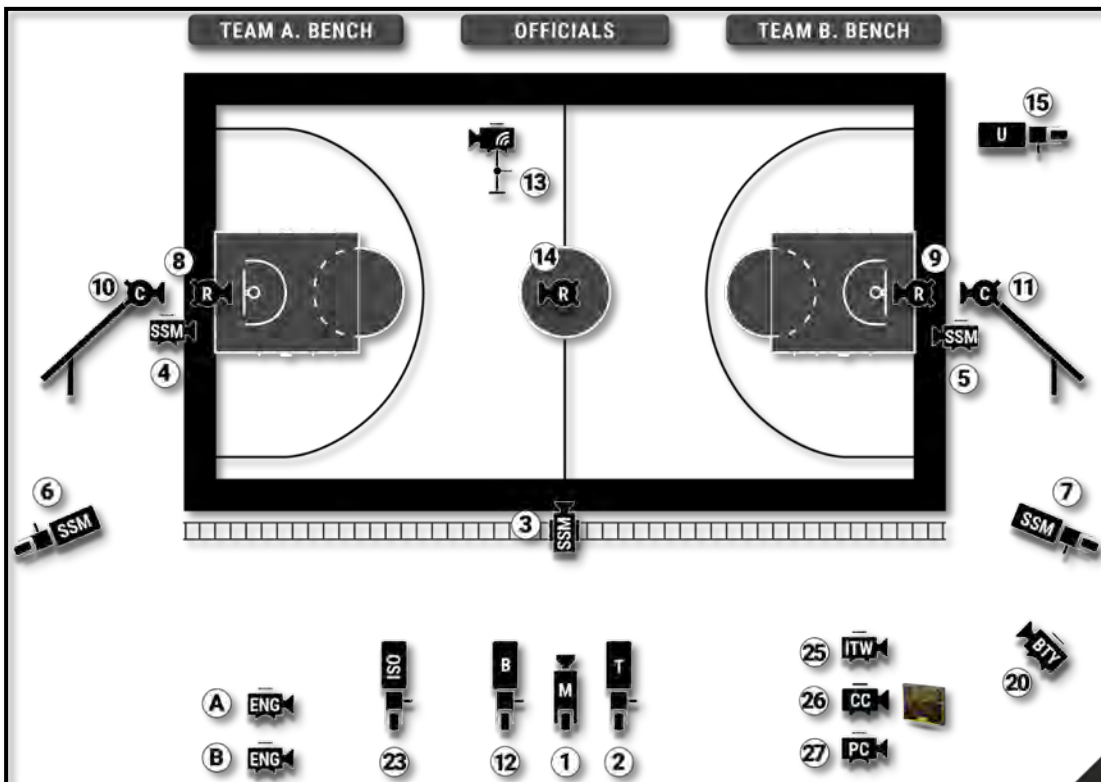
2.4.3. FIBA STANDARD PLAN

Plan with 14 cameras



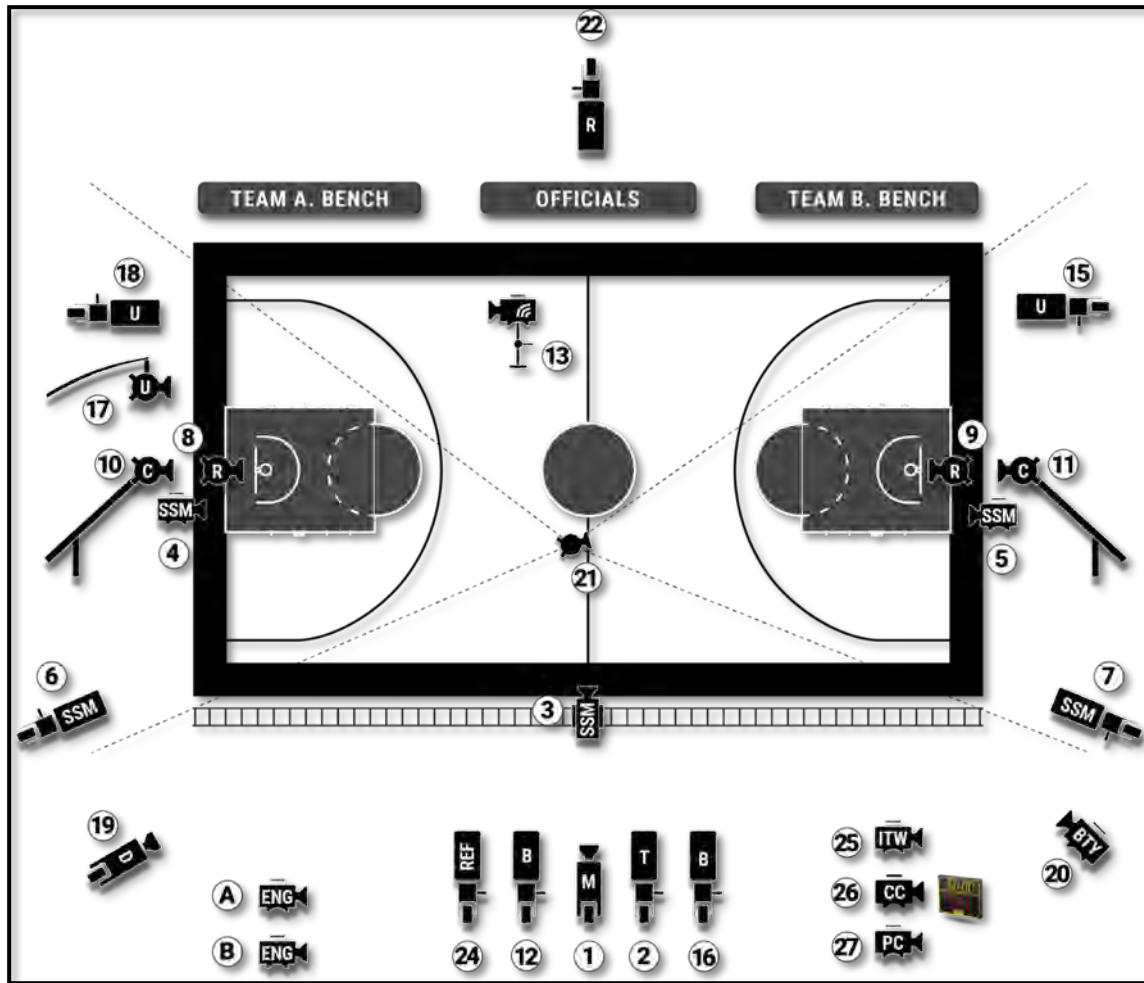
2.4.4. FIBA WORD CUP 1 PHASE PLAN

Plan with 20 cameras



2.4.5. FIBA WORD CUP FINAL PHASE PLAN

Plan with 27 cameras



2.5. DIFFERENT TYPES OF IRS TECHNICAL SYSTEM USED

Basically, there are two IRS technical systems that can be used in FIBA competitions. It depends on the competitions in question and the logistical possibilities.

In some games or competitions, there can be more available cameras than in others. We will later introduce these different cameras.


In the FIBA Basketball World Cup 2019 there was a Full system, connected to 2 touchscreens a Replay Remote Controller (“wheel”). The set was placed on the courtside behind the scorer’s table for the IRS reviews.

Regarding the two systems basically used, depending on the competition, the procedures are similar. There can be few differences:



1. Full IRS technical version

- Normally with a 8 camera footages, centralized at the scorer’s table,
- Two touch screens.
- The CC can request unlimited replays, zooming and camera angles.
- There is an IRS technician from the technical provider.
- The technician is in charge of:
 - The cameras that have to be used
 - The numbers of cameras that have to be seen at the same time
 - The speed and zooming
 - The time of the action that has to be reviewed



2. The limited IRS technical version

- With less cameras that are centralized in the OB Van (TV production truck).
- Only one monitor at the IRS position.
- The CC requests the OB Van Director to provide the best angle through local IRS Operator.
- He goes where there is a local IRS Operator, in order to communicate with the OB Van
- The IRS Operator is in charge of :
 - The camera that has to be used (only one at a time)
 - Asks for a certain speed to the OB Van, and for the zooming if possible
 - Following limitations must be taken into the consideration with Limited IRS System:
 - Normally 2-3 replays available in one review (including back and forth replay)
 - Avoid using freeze frames (exceptions are buzzer shot and foot on the line, for those cases don't show a frozen frame for more than 2 seconds)
 - Normally only the last action is available, not previous play situations (example 2/3 points basket 1 min ago).
 -



In case that referee is not able to see any conclusive and clear visual evidence (whatever reason), the review is inconclusive, and the initial decision will remain.

03.

MODULE 3

HANDBOOKS & RULES

MODULE 3 HANDBOOKS & RULES

3.1 FIBA REQUIREMENTS

This section contains the excerpts from:

- The FIBA Handbook which covers the responsibilities of FIBA referees and the IRSO
- The FIBA Official Basketball Rules and Interpretations related to the usage of the Instant Replay System (IRS)

All FIBA nominated referees are required to follow the approved procedures as well as the principles of the FIBA Official Basketball Rules.

3.2. FIBA TECHNICAL DELEGATE

In order to supervise the competition and to support the LOC or Host National Member Federation in the delivery of the game, FIBA will nominate for each game a FIBA Technical Delegate to observe, verify and assist in the fulfilment of the regulations by the Host and Visiting National Member Federations.

The role and duties of the FIBA Technical Delegate are as specified in the FIBA Internal Regulations Book 3. The FIBA Technical Delegate will be the official FIBA Representative at each game of the FIBA Main Competition and the liaison between FIBA and the Host and Visiting National Member Federations. FIBA Continental Cups 2021 Pre-Qualifiers games may also be supervised in some cases by a FIBA Technical Delegate. The appointment of the FIBA Technical Delegates shall be made by FIBA.

3.3. FIBA REFEREES

The games of the FIBA level will be officiated by FIBA Referees appointed by FIBA. **An additional FIBA Referee from the host country shall also be appointed by the Host National Member Federation from the latest list of FIBA Referees to assist with Instant Replay procedures and shall be located at the Scorer's Table during the game as Instant Replay System Operator.**

The name of the appointed FIBA Referee shall be communicated to the FIBA Head of Refereeing at the latest two (2) weeks before the first day of each window. Specific online training will be provided to all FIBA Referees prior to the start of the competition in order to fulfil this duty. Each National Member Federation shall train a minimum of three (3) referees to handle this duty at the latest one (1) month before the relevant window.

3.4. LOC

On Game Day, Morning:

The Host National Member Federation shall organize the day as follow:

- Arrival of staff and key volunteers
- Arrival of FIBA Technical Delegate and FIBA Referees to check all equipment and the Instant Replay System

- FIBA Technical Delegate to check all activities requested during the day
- FIBA Referees transported back to their hotel

3.5. SCORER'S TABLE

The Scorer's Table shall be placed along the sideline, between the two team benches, at floor level or ideally elevated by 0.20 meters and with enough space behind the seats for staff to easily access their working position. It must be large enough to accommodate eight (8) people as follow:

- Four (4) Table Officials;
- One (1) FIBA Technical Delegate;
- The Public Announcer;
- The FIBA Liaison Officer; and
- A position for the Instant Replay System Operator.

The Scorer's Table shall be equipped with the following:

- Official FIBA Scoresheet, provided by FIBA;
- Player foul markers: numbered from 1 to 5 (numbers 1 to 4 in black and number 5 in red);
- Team foul markers: to show that the Team has reached a team foul situation (preferably an electronic device);
- Alternating possession arrow (preferably an electronic device);
- Hand/table chronometer (2 pieces); and
- Whistle.

3.6. FIBA RULES 2020 - OBR

Appendix F



F – INSTANT REPLAY SYSTEM

F.1 Definition

The Instant Replay System (IRS) review is the working method used by the referees to verify their decisions by watching the game situations on the screen of the approved video technology.

F.2 Procedure

F.2.1 The referees are authorised to use the IRS until they sign the scoresheet after the game, within the limits provided in this Appendix.

F.2.2 For the use of the IRS the following procedure shall apply:

- The crew chief shall approve the IRS equipment before the game, if available.
- The crew chief makes the decision whether the IRS review shall be used or not.
- If a decision of the referees is subject to the IRS review, the initial decision must be shown by the referees on the playing court.
- After gathering all information from other referees, table officials, commissioner, the review shall start as fast as possible.
- The crew chief and minimum 1 umpire (who made the call) shall take part at the review. If the crew chief made the call, he shall choose one of the umpire to accompany him for the review.
- During the IRS review the crew chief shall ensure that no unauthorised persons have access to the IRS monitor.
- The review shall take place before time-outs or substitutions are administered and before the game is resumed.
- After the review the referee who made the call shall report the final decision and the game shall be resumed accordingly.
- The initial decision of the referee(s) can be corrected only if the IRS review provides the referees with clear and conclusive visual evidence for the correction.
- After the crew chief has signed the scoresheet, an IRS review can no longer be performed.

F.3 Rule

The following game situations may be reviewed:


- F.3.1 At the end of the quarter or overtime,
- whether a shot for a successful field goal was released before the game clock signal sounded for the end of the quarter or overtime.
 - whether and how much time shall be displayed on the game clock, if:
 - An out-of-bounds violation of the shooter occurred.
 - A shot clock violation occurred.
 - An 8-second violation occurred.
 - A foul was committed before the end of the quarter or overtime.



- F.3.2 When the game clock shows 2:00 minutes or less in the fourth quarter and in each overtime,
- whether a shot for a successful field goal was released before the shot clock signal sounded.
 - whether a foul away from a shooting situation was committed. In this case
 - whether the game or shot clock has expired,
 - whether the act of shooting has started,
 - whether the ball was still in the hand(s) of the shooter.
 - whether a goaltending or basket interference violation was called correctly.
 - to identify the player who has caused the ball to go out-of-bounds.
- F.3.3 During any time of the game,
- whether the successful field goal shall count for 2 or 3 points.
 - whether 2 or 3 free throws shall be awarded, after a foul was called on a shooter for an unsuccessful field goal.
 - whether a personal, unsportsmanlike or disqualifying foul met the criteria for such a foul or shall be upgraded or downgraded or shall be considered as a technical foul.
 - after a malfunction of the game clock or the shot clock occurs, on how much time the clock(s) shall be corrected.
 - to identify the correct free-throw shooter.
 - to identify the involvement of team members, head coaches, first assistant coaches and accompanying delegation members during any act of violence.

**END OF RULES
AND
GAME PROCEDURES**

3.7. FIBA RULES INTERPRETATIONS 2020 – OBRI 10CT2020 V1.1.



F – Instant Replay System

1. General principles

F-1.1 Statement. The referees shall keep both teams on the playing court at the end of the quarter or overtime if the IRS review is to be used.

F-1.2 Example: A1 attempts a successful shot for a field goal. At approximately the same time the game clock signal sounds for the end of the quarter. The referees become uncertain if the shot was released during playing time and decide to use the IRS review. The teams are moving to their benches.

Interpretation: The referees shall keep both teams on the playing court. The interval of play shall begin after the referee communicates the final decision.

F-1.3 Statement. Before the game the crew chief approves the IRS equipment and informs both head coaches of its availability. Only the IRS equipment approved by the crew chief can be used for the IRS review.

F-1.4 Example: A1 attempts a successful shot for a field goal when the game clock signal sounds for the end of the game. There is no approved IRS equipment available but the team B manager states that they recorded the game with the team video camera from an elevated position and presents the video material to the referees for a review.

Interpretation: The team B manager's request to use the team's video for an IRS review shall be denied.

F-1.5 Statement. When the referees use an IRS review to decide if a successful field goal shall count for 2 or 3 points, the IRS review shall be conducted at the first opportunity when the game clock is stopped and the ball is dead.

When the game clock shows 2:00 or less in the fourth quarter and in any overtime, the IRS review shall be conducted as soon as the ball enters the basket and the game clock is stopped.

F-1.6 Example: A1 attempts a successful shot for a 3-point field goal. The referees become uncertain if A1's shot was released from the 3-point field goal area.

Interpretation: The IRS review shall be conducted at the first opportunity when the game clock is stopped and the ball is dead.

The first opportunity is whenever the game is stopped by the referees for any reason.

However, when the game clock shows 2:00 or less in the fourth quarter and in any overtime, the IRS review shall be conducted as soon as the ball entered the basket and the game clock is stopped.

F-1.7 Statement. A time-out or substitution request may be cancelled after the IRS review ends and the referee communicates the final decision.

F-1.8 Example: A1 attempts a successful shot for a field goal. The team B head coach requests a time-out. The referees become uncertain if A1's shot was released from the 3-point field goal



area and decide to use the IRS review. During the review the team B head coach wants to cancel his request for a time-out.

Interpretation: The team B head coach request for a time-out may be cancelled after the referee communicates the final IRS decision.

F-1.9 Example: B1 is charged with an unsportsmanlike foul. The referees become uncertain if B1's foul was unsportsmanlike. B6 requests a substitution for B1. During the review B6 returns to his team bench.

Interpretation: B6 request for a substitution may be cancelled after the referee communicates the IRS final decision.

2. At the end of the quarter or each overtime

F-2.1 Example: A1 attempts a successful shot for a field goal when the game clock signal sounds for the end of the quarter. The referees become uncertain if A1's shot was released before the end of playing time.

Interpretation: The IRS review can be used to decide, at the end of the quarter, whether A1's successful shot for a field goal was released before the game clock signal sounded for the end of the quarter.

If the IRS review provides that the ball was released after the end of playing time for the quarter, A1's field goal shall be cancelled.

If the IRS review provides that the ball was released before the end of playing time for the quarter, the crew chief shall confirm A1's field goal as successful.

F-2.2 Example: A1 attempts a successful shot for a 3-point field goal when the game clock signal sounds for the end of the quarter. The referees become uncertain if A1 touched the boundary line on his shot.

Interpretation: The IRS review can be used to decide, at the end of the quarter, whether A1's successful shot for a field goal was released before the game clock signal sounded for the end of the quarter. If so, the IRS review can furthermore be used to decide, whether an out-of-bounds violation of the shooter occurred and if so, how much time shall be shown on the game clock.

F-2.3 Example: With 2.5 seconds on the game clock, A1 attempts a shot for a field goal. The ball touches the ring, B1 rebounds it and starts a dribble. At this time, the game clock signal sounds for the end of the game. The referees become uncertain if B1 stepped out-of-bounds when landing with the ball on the playing court.

Interpretation: The IRS review cannot be used to decide, whether a non-shooting player was out-of-bounds.

F-2.4 Example: A1 attempts a successful shot for a 2-point field goal when the game clock signal sounds for the end of the quarter. The referees become uncertain if a shot clock violation by team A occurred.

Interpretation: The IRS review can be used to decide, at the end of the quarter, whether a successful shot for a field goal was released before the game clock signal sounded for the end of the quarter. The IRS review can furthermore be used to decide, whether a shot clock violation by team A occurred.

The IRS review provides that A1's successful shot for a field goal was released 0.4 second before the game clock signal sounded for the end of the quarter. The IRS review furthermore provides that the ball was still in A1's hands and that the shot clock signal sounded 0.2 second prior to A1's shot for a successful field goal. A1's field goal shall not count. The game shall be resumed with a team B throw-in from the place nearest to where the shot clock violation occurred. Team B shall have 0.6 second on the game clock. The shot clock shall be switched off.

- F-2.5 Example:** A1 attempts a successful shot for a field goal when the game clock signal sounds for the end of the second quarter. The referees become uncertain if team A violated the 8-second rule.

Interpretation: The IRS review can be used to decide, at the end of the quarter, whether A1's successful shot for a field goal was released before the game clock signal sounded for the end of the quarter. The IRS review can furthermore be used to decide, whether an 8-second violation by team A has occurred.

The IRS review provides that A1's successful shot for a field goal was released before the game clock signal sounded for the end of the quarter. The IRS review furthermore provides that prior to the A1's shot for a successful field goal, team A violated the 8-second rule when the game clock showed 0.8 second. A1's field goal shall not count. The game shall be resumed with a team B throw-in in its frontcourt from the place nearest to where the 8-second violation occurred. Team B shall have 0.8 second on the game clock. The shot clock shall be switched off.

The IRS review provides that team A did not violate the 8-second rule. A1's field goal shall count. The second quarter has ended. The second half shall be started with an alternating possession throw-in at the centre line extended.

- F-2.6 Example:** Team B is leading by 2 points. B1 fouls A1 when the game clock signal sounds for the end of the first overtime. This is the fifth team B foul in the fourth quarter. The referees become uncertain if B1's foul occurred before the end of the first overtime.

Interpretation: The IRS review can be used to decide, at the end of each overtime, whether B1's foul occurred before the end of the playing time. If so, A1 shall attempt 2 free throws. The game clock shall show the time remaining.

- F-2.7 Example:** B1 fouls A1 on his unsuccessful shot for a 2-point field goal when the game clock signal sounds for the end of the second overtime.

Interpretation: The IRS review can be used to decide, at the end of the second overtime, whether B1's foul occurred before the game clock signal sounded for the end of the second overtime.

If the IRS review provides that the foul occurred before the end of the second overtime, A1 shall attempt 2 free throws. The game clock shall show the time remaining.



If the IRS review provides that the foul occurred after the end of the second overtime, B1's foul shall be disregarded. A1 shall not be awarded free throws unless B1's foul was called as an unsportsmanlike or disqualifying foul and there is still a third overtime to follow.

3. The game clock shows 2:00 or less in the fourth quarter and in each overtime.

F-3.1 Example: With 1:41 on the game clock in the fourth quarter, A1 attempts a successful shot for a field goal when the shot clock signal sounds. The referees become uncertain if the ball was still in A1's hands when the shot clock signal sounded.

Interpretation: The IRS review can be used to decide, when the game clock shows 2:00 or less in the fourth quarter, whether A1's shot for a successful field goal was released before the shot clock signal sounded.

The IRS review provides that the ball was still in A1's hands when the shot clock signal sounded. This is a shot clock violation by team A. A1's field goal shall not count. The game shall be resumed with a team B throw-in from the place nearest to where the shot clock violation occurred.

The IRS review provides that the ball left A1's hands on his shot for a field goal before the shot clock signal sounded. This is not a shot clock violation by team A. The shot clock signal shall be disregarded. A1's field goal shall count. The game shall be resumed with a team B throw-in from its endline as after any successful field goal.

F-3.2 Example: With 1:37 on the game clock in the fourth quarter the shot clock signal sounds. At approximately the same time, A1 scores a field goal from his frontcourt and A2 fouls B2 away from the ball anywhere in team A's frontcourt. This is the third team A foul in the quarter. The referees become uncertain if the ball was still in A1's hand(s) when the shot clock signal sounded and when A2's foul occurred.

Interpretation: The IRS review can be used to decide, when the game clock shows 2:00 or less in the fourth quarter, whether the ball was still in the hand(s) of the shooter, when the shot clock signal sounded, and when a foul away from the shooting situation has occurred.

The IRS review provides that the ball left A1's hands on his shot for a field goal before the shot clock signal sounded. The IRS review furthermore provides that the ball left A1's hands on his shot for a field goal before A2's foul occurred. A1's field goal shall count. A2's foul shall be charged. This is not a shot clock violation by team A. The shot clock signal shall be disregarded. The game shall be resumed with a team B throw-in from its endline as after any successful field goal. Team B shall have the time remaining on the game clock and 24 seconds on the shot clock.

The IRS review provides that A2's foul occurred before the ball left A1's hands on his shot for a field goal. The IRS review furthermore provides that A2's foul occurred before the shot clock signal sounded. A2's foul shall be charged. A1's field goal shall not count. This is not a shot clock violation by team A. The shot clock signal shall be disregarded. The game shall be resumed with a team B throw-in in its backcourt from the place nearest to where A2's foul occurred. Team B shall have the time remaining on the game clock and 24 seconds on the shot clock.

The IRS review provides that the shot clock signal sounded before the ball left A1's hands on his shot for a field goal. The IRS review furthermore provides that the shot clock signal sounded before A2's foul occurred. This is a shot clock violation by team A. A1's field goal shall not count. A2's foul shall be disregarded, unless called as an unsportsmanlike or disqualifying

foul. The game shall be resumed with a team B throw-in in its backcourt from the place nearest to where the shot clock violation occurred. Team B shall have the time remaining on the game clock and 24 seconds on the shot clock.

- F-3.3 Example:** With 1:34 on the game clock in the fourth quarter the shot clock signal sounds. At approximately the same time, A1 scores a field goal from his frontcourt and B2 fouls A2 away from the ball anywhere in team A's frontcourt. This is the third team B foul in the quarter. The referees become uncertain if the ball was still in A1's hand(s) when the shot clock signal sounded and when B2's foul occurred.

Interpretation: The IRS review can be used to decide, when the game clock shows 2:00 or less in the fourth quarter, whether the ball was still in the hand(s) of the shooter, when the shot clock signal sounded, and when a foul away from the shooting situation has occurred.

The IRS review provides that B2's foul occurred before the shot clock signal sounded. The IRS review furthermore provides that B2's foul occurred when A1 was in his act of shooting for a field goal. This is not a shot clock violation by team A. The shot clock signal shall be disregarded. B2's foul shall be charged. A1's field goal shall count. The game shall be resumed with a team A throw-in in its frontcourt from the place nearest to where B2's foul occurred. Team A shall have the time remaining on the game clock and 14 seconds on the shot clock.

The IRS review provides that A1 was in his act of shooting for a field goal when the shot clock signal sounded. The IRS review furthermore provides that the shot clock signal sounded before B2's foul occurred. This is a shot clock violation by team A. A1's field goal shall not count. B2's foul shall be disregarded, unless called as an unsportsmanlike or disqualifying foul. The game shall be resumed with a team B throw-in in its backcourt from the place nearest to where the shot clock violation occurred. Team B shall have the time remaining on the game clock and 24 seconds on the shot clock.

- F-3.4 Example:** With 7.5 seconds on the game clock in the fourth quarter and just before thrower-in A1 releases the ball from his frontcourt, B1 is charged with a technical foul. At approximately the same time B2 is charged with an unsportsmanlike foul on A2 by another referee. The referees become uncertain in which order the fouls occurred.

Interpretation: The IRS review cannot be used to decide on the order of the fouls occurred. Both fouls shall remain valid. The penalty for a technical foul shall be administered first. Any team A player shall attempt 1 free throw with no line-up. A2 shall then attempt 2 free throws. The game shall be resumed with a team A throw-in from the throw-in line in its frontcourt.

- F-3.5 Example:** With 1:16 on the game clock in the fourth quarter A1 attempts a shot for a field goal. The referee calls a goaltending violation. The referees become uncertain if the ball was already on its downward flight to the basket.

Interpretation: The IRS review can be used to decide, when the game clock shows 2:00 or less in the fourth quarter, whether goaltending was called correctly.

If the IRS review provides that the ball was on its downward flight to the basket, the goaltending violation shall remain valid.

If the IRS review provides that the ball was not yet on its downward flight to the basket, the goaltending decision shall be withdrawn and a jump ball situation occurs.



F-3.6 Example: With 38 seconds on the game clock in the fourth quarter, A1 attempts a shot for a field goal. The ball touches the backboard above the level of the ring and is then touched by B1. The referee decides that B1's touch is legal and therefore he does not call goaltending violation.

Interpretation: The IRS review can be used only if the referees have called goaltending violation.

F-3.7 Example: With 36 seconds on the game clock in the fourth quarter B1 fouls A1 in his act of shooting. The ball touches the backboard above the level of the ring and is then touched by B2. The referee does not call a goaltending violation. The referees become uncertain if B2 touched the ball illegally.

Interpretation: The IRS review can be used only if the referees called a goaltending violation.

F-3.8 Example: With 28 seconds on the game clock in the fourth quarter B1 fouls A1 in his act of shooting for a 2-point field goal. On the way to the basket B2 touches the ball. The referee calls a goaltending violation. The ball does not enter the basket. The referees become uncertain if B2 touched the ball illegally.

Interpretation: The IRS review can be used to decide, when the game clock shows 2:00 or less in the fourth quarter, whether B2's goaltending was called correctly.

If the IRS review provides that B2 touched the ball on its downward flight, the goaltending violation shall remain valid. A1 shall be awarded 2 points. A1 shall further attempt 1 free throw and the game shall be resumed as after any last free throw.

If the IRS review provides that B2 touched the ball on its upward flight, the goaltending decision shall be withdrawn. A1 shall attempt 2 free throws and the game shall be resumed as after any last free throw.

F-3.9 Example: With 1:37 on the game clock in the fourth quarter, the ball goes out-of-bounds. Team A is awarded a throw-in. Team A is granted a time-out. The referees become uncertain of the player who caused the ball to go out-of-bounds.

Interpretation: The IRS review can be used to identify, when the game clock shows 2:00 or less in the fourth quarter, the player who caused the ball to go out-of-bounds. The time-out period of 1-minute duration shall not begin until the IRS review ends and the referee communicates the final decision.

F-3.10 Example: With 5:53 on the game clock in the first quarter, the ball rolls on the playing court close to the sideline when A1 and B1 try to gain control of the ball. The ball goes out-of-bounds. Team A is awarded a throw-in. The referees become uncertain of the player who caused the ball to go out-of-bounds.

Interpretation: The IRS review may not be used at this time. It can be used to identify the player who caused the ball to go out-of-bounds when the game clock shows 2:00 or less in the fourth quarter.

F-3.11 Example: With 1:45 on the game clock in the overtime A1 close to the sideline passes the ball to A2. During the pass B1 taps the ball out-of-bounds. The referees become uncertain if A1 was already out-of-bounds when passing the ball to A2.

Interpretation: The IRS review cannot be used to decide, whether a player or a ball was out-of-bounds.

4. At any time of the game

F-4.1 Example: B1 fouls A1 in his act of shooting. A1 scores a field goal. The referees become uncertain if A1 had started his act of shooting when B1's foul occurred.

Interpretation: The IRS review cannot be used to decide, at any time of the game, whether shooter A1 was fouled.

F-4.2 Example: B1 fouls A1 in his act of shooting. A1 scores a field goal. The referees become uncertain if the ball left A1's hands on his shot for a field goal when B1's foul occurred.

Interpretation: The IRS review cannot be used to decide, at any time of the game, whether the ball had left A1's hands on his shot for a field goal before A1 was fouled.

F-4.3 Example: A1 attempts a shot for a 3-point field goal. The ball rebounds from the ring and still has the chance to enter the basket when it is touched by A2 or B2. The ball enters the basket. The referees become uncertain if the goal shall count for 2 or 3 points.

Interpretation: The IRS review cannot be used to decide, at any time of the game, whether the ball still having the chance to enter the basket was touched by A2 or B2.

The IRS review can be used to decide, at any time of the game, whether A1's successful field goal shall count for 2 or 3 points.

F-4.4 Example: B1 fouls A1 in his act of shooting. A1 is awarded 3 free throws. The referees become uncertain if A1's shot was released from the 3-point field goal area.

Interpretation: The IRS review can be used to decide, at any time of the game, whether a field goal shooter shall be awarded 2 or 3 free throws.

F-4.5 Example: With 40 seconds on the game clock in the fourth quarter, thrower-in A1 has the ball in his hands or at the disposal when B2 contacts A2 on the playing court. B2 is charged with an unsportsmanlike foul. The referees become uncertain if the ball was still in thrower-in A1's hands when the foul occurred.

Interpretation: The IRS review can be used to decide, at any time of the game, whether B2's unsportsmanlike foul shall be downgraded to a personal foul.

If the IRS review provides that the foul occurred before the ball was released on the throw-in, B2's foul shall remain unsportsmanlike.

If the IRS review provides that the foul occurred after the ball was released on the throw-in, B2's foul shall be downgraded to a personal foul.

F-4.6 Example: B1 is charged with an unsportsmanlike foul for hitting A1 with his elbow. The referees become uncertain if B1 hit A1 by his elbow.

Interpretation: The IRS review can be used to decide, at any time of the game, whether a personal, unsportsmanlike or disqualifying foul shall be considered as a technical foul.

If the IRS review provides that no A1's contact by swinging his elbow occurred, B1's foul shall be changed to a technical foul.

- F-4.7 Example:** B1 is charged with a personal foul. The referees become uncertain if the foul was an unsportsmanlike foul or if a foul occurred at all.

Interpretation: The IRS review can be used to decide, at any time of the game, whether a personal foul shall be upgraded to an unsportsmanlike foul. However, if the IRS review provides that there was no contact at all, the personal foul cannot be cancelled.

- F-4.8 Example:** A1 dribbles towards the basket on a fast break with no defensive player between him and the opponents' basket. B1 uses his arm to reach for the ball and contacts A1 from the side. B1 is charged with an unsportsmanlike foul. The referees become uncertain if B1's foul was correctly called an unsportsmanlike foul.

Interpretation: The IRS review can be used to decide, at any time of the game, whether an unsportsmanlike foul shall be downgraded to a personal foul or upgraded to a disqualifying foul. However, if the IRS review provides that A1 was responsible for the contact by hitting B1's arm, B1's defensive unsportsmanlike foul can be downgraded to a personal foul but cannot be exchanged for A1's offensive foul.

- F-4.9 Example:** B1 fouls dribbler A1. The referees become uncertain if B1's foul shall be upgraded to an unsportsmanlike foul.

Interpretation: The IRS review can be used to decide, at any time of the game, whether a personal foul shall be upgraded to an unsportsmanlike foul. However, if the IRS review provides that A1 was responsible for the contact by charging into B1, B1's defensive foul cannot be exchanged for A1's offensive foul.

- F-4.10 Example:** Dribbler A1 commits a travel violation followed by B1's unsportsmanlike foul on A1. The referees become uncertain if B1's foul was correctly called as an unsportsmanlike foul.

Interpretation: The IRS review can be used to decide, at any time of the game, whether an unsportsmanlike foul shall be downgraded to a personal foul or upgraded to a disqualifying foul.

If the IRS review provides that B1's foul was an unsportsmanlike foul, the foul shall remain unsportsmanlike.

If the IRS review provides that B1's foul was a personal foul, it shall be disregarded as it occurred after the travel violation.

- F-4.11 Example:** B1 fouls A1 on his attempt for shot for a field goal followed by B2's unsportsmanlike foul on A1 who is still in his act of shooting. The ball does not enter the basket. The referees become uncertain if B2's foul was an unsportsmanlike foul.

Interpretation: The IRS review can be used to decide, at any time during the game, whether an unsportsmanlike foul shall be downgraded to a personal foul or upgraded to a disqualifying foul.

If the IRS review provides that B2's foul was an unsportsmanlike foul, the foul shall remain unsportsmanlike. A1 shall attempt 2 free throws with no line up for B1's personal foul. A1 shall attempt another 2 free throws with no line-up for B2's unsportsmanlike foul. The game shall be

resumed with a team A throw-in from the throw-in line in its frontcourt. Team A shall have 14 seconds on the shot clock.

If the IRS review provides that B2's foul was a personal foul, it shall be disregarded as it occurred after the first foul. A1 shall attempt 2 free throws for B1's foul and the game shall be resumed as after any last free throw.

- F-4.12 Example:** In the third quarter, B1 is charged with an unsportsmanlike foul on A2. In the fourth quarter, B1 fouls A1 on his successful field goal. The referees become uncertain if B1's foul shall be upgraded to an unsportsmanlike foul. During the IRS review B1 is charged with a technical foul.

Interpretation: The IRS review provided that B1's foul on A1 was an unsportsmanlike foul. B1 shall be disqualified automatically for his second unsportsmanlike foul. B1's technical foul shall be disregarded and shall not be assessed either on him or on the team B head coach. A1 shall attempt 1 free throw with no line-up for B1's unsportsmanlike foul. The game shall be resumed with a team A throw-in from the throw-in line in its frontcourt. Team A shall have 14 seconds on the shot clock.

- F-4.13 Example:** With 42.2 seconds on the game clock in the second quarter, A1 dribbles towards his frontcourt. At this time, the referees realise that the game clock and shot clock have no display visible.

Interpretation: The game shall be stopped immediately. The IRS review can be used to decide, at any time of the game, how much time shall be shown on both clocks. After the IRS review, the game shall be resumed with a team A throw-in from the place nearest to where the ball was located when the game was stopped. Team A shall have the time remaining on the game clock and on the shot clock.

- F-4.14 Example:** A2 attempts his second free throw. The ball enters the basket. At this time, the referees become uncertain whether A2 was the correct free-throw shooter.

Interpretation: The IRS review can be used to identify, at any time of the game, the correct free-throw shooter before the ball becomes live following the first dead ball after the game clock started following error.

If the IRS review identifies a wrong free-throw shooter, a correctable error for permitting the wrong player to attempt the free throw(s) has occurred. A2's free throws, regardless whether made or missed, shall be cancelled. The game shall be resumed with a team B throw-in from the free-throw line extended in its backcourt. Team B shall have 24 seconds on the shot clock.

- F-4.15 Example:** A1 and B1 begin to throw punches at each other followed by more players and persons permitted to sit on the team benches, all getting involved in a fight. After some minutes the referees restored order on the playing court.

Interpretation: After order is restored, the referees can use the IRS review to identify, at any time of the game, the involvement of other players and all persons permitted to sit on the team benches during any act of violence. After gathering clear and conclusive evidence of the fight, the crew chief shall report his final decision in front of the scorer's table and shall communicate it to both head coaches.



F-4.16 Example: Two opponents start talking aggressively and slightly pushing each other. The referees stop the game. After order is restored on the playing court the referees become uncertain of the players involved.

Interpretation: After order is restored, the referees can use the IRS review to identify, at any time of the game, the involvement of players during any act of violence. After gathering clear and conclusive evidence of the fight, the crew chief shall report his final decision in front of the scorer's table and shall communicate it to both head coaches.

04.

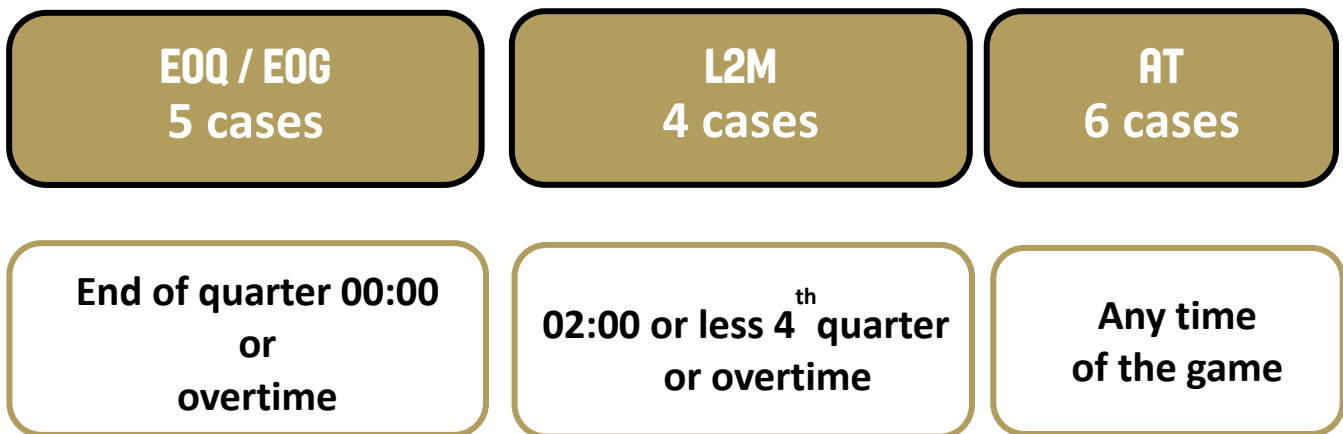
MODULE 4

IRS REVIEW - PROTOCOL

MODULE 4 IRS REVIEW PROTOCOL

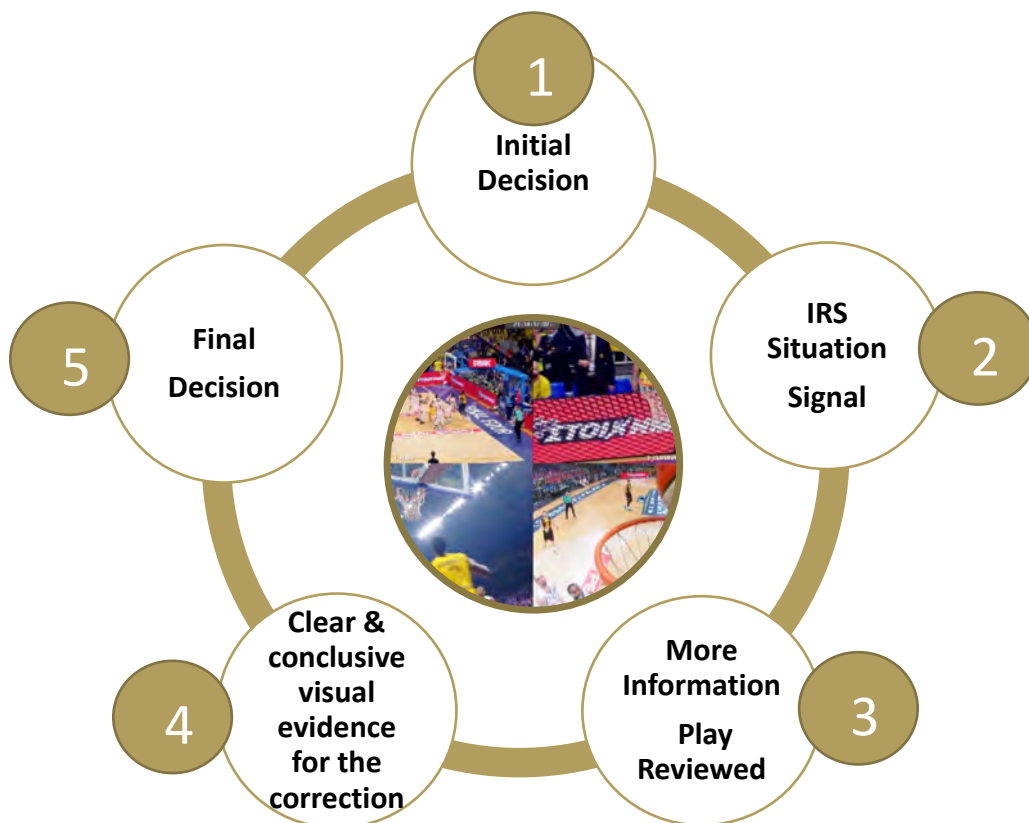
4.1 PROTOCOL & VIDEO CASES FIBA REQUIREMENTS

FIBA referees are expected to have an excellent knowledge of the FIBA Basketball Rules and Interpretations. They shall have in mind all cases that could occur depending on the moment of the game and the possible solutions.




In addition, referees are required to follow a certain protocol whenever they need to use the IRS.

In order for referees to be more effective with the IRS' usage, the FIBA Referee Department has developed the IRS review protocol, which specifies what steps the referees must take to conduct the IRS review correctly.



4.2 IRS PLAY SUMMARY

 = most common

5 - End of quarter/Overtime

 SHOT
EOQ OR
EOV

OUT-OF
BOUNDS
VIOLATION
SHOOTER

SHOT
CLOCK
VIOLATION
SHOOTER

8 SEC
VIOLATION
SHOOTER

 FOUL
EOQ
OR EOV

4 - Last 2 Minutes, 4 Quarter or Overtime


 SHOT CLOCK
VIOLATION
& BASKET

SHOT
VS
FOUL OFF
BALL

 OUT OF
BOUNDS

CALLED
GOALTENDING
OR
INTERFERENCE

6 -Any time during the game

 2 or 3
POINTS

2 or 3
FREE THROWS

 P, UF, DQF
Up- or downgrade

 TIME
GAME & SHOT
CLOCK

IDENTIFY CORRECT
FREE-THROW
SHOOTER

IDENTIFY
FIGHT or VIOLENCE

4.3 IRS STEPS FOR REFEREE

4.3.1. STEP 1 – CHECK THE IRS EQUIPMENT

Upon arrival to the venue prior to the game, the Crew Chief (CC) has to check the IRS equipment (Art 46.1).

He shall:

1. Contact the FIBA Technical Delegate, local IRS Operator and TV Coordinator.
2. Establish the communication and working method with:
 - a) IRS Operator or
 - b) TV Broadcast Director in the OB Van.
 - Verify the capabilities of the IRS (Monitor & Headphone)
3. Know the specific functionalities of the IRS device, if available at the scorer's table.
4. Check the number/name of TV cameras, their angle locations and the characteristics.

He has to know the names and their possibilities to be able to request their use to the director of the OB-VAN or the local IRS operator.

5. Have in mind that the TV Production Camera Plan can be different from one competition to another.

Put the actual camera plan of available cameras next to the IRS monitor.

6. Talk - in the Pre-Game meeting – with the colleagues (Umpire 1& 2) about the play situations and the protocol for the IRS usage.

7. IMPORTANT: Confirm the communication protocol and ensure collective responsibility by safety confirmations. See separate checklist for details.

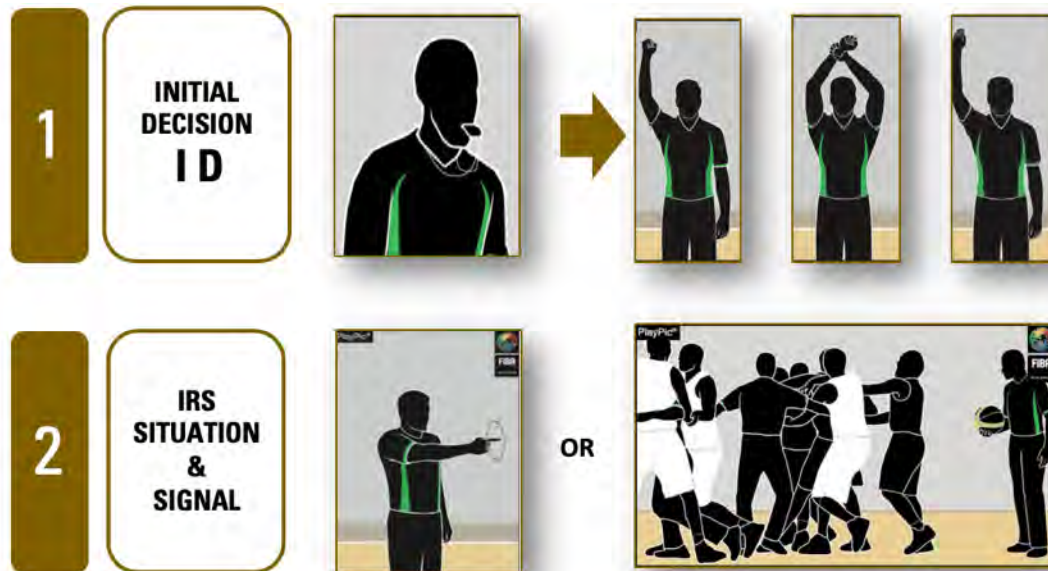
8. Make a hard copy of the checklist and place it at IRS review position.



4.3.2. STEP 2- DECISION MAKING & IRS

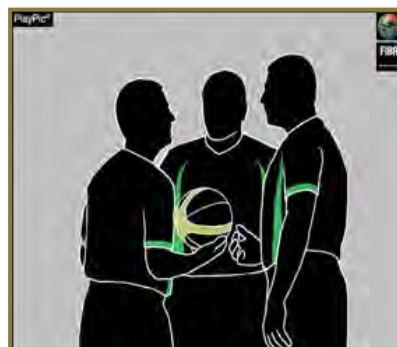
When an IRS situation occurs, here is the standard protocol:

1. The officials have to show their initial decision immediately (with clear & visible signals)
2. The initial decision has to be followed by the “IRS review” signal
3. The Crew Chief sharply walks to the IRS monitor to review the whole situation.



In a fighting situation, it is not necessary to show the initial decision:

1. Referees should first try to separate those involved in a fight, if possible.
2. The Crew Chief then has a short meeting with his colleagues.
3. The Crew Chief goes to the IRS monitor to review the involvement of the team members in a fight.
4. The Crew Chief conducts a second meeting with his colleagues.
5. The Crew Chief takes the final decision.



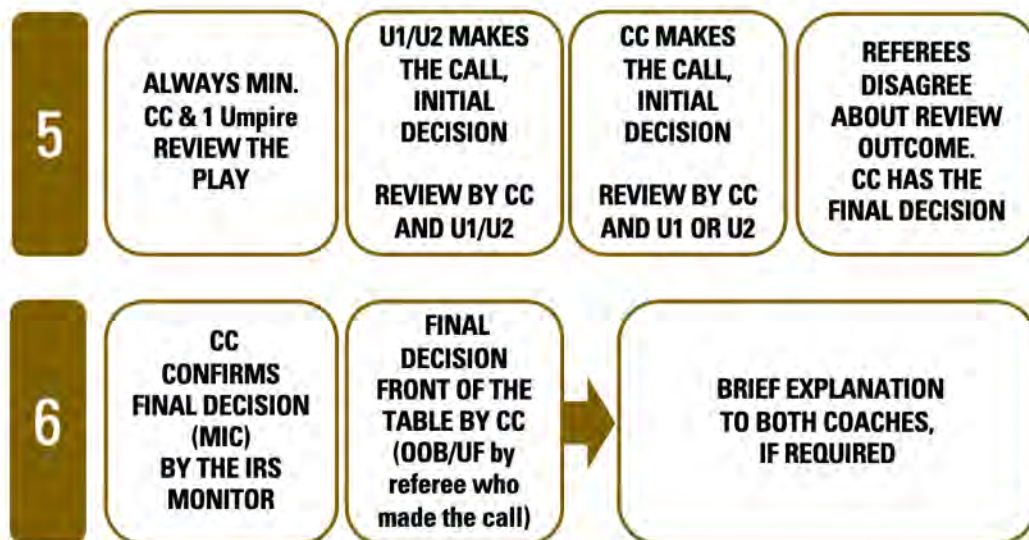
4.3.3. STEP 3- IRS REVIEW

When the referees are in front of the monitor, they have to define clearly what they want to see, and they can only review what is allowed by the Rules.

During the games, an IRS operator and the Stand-By Referee play back and pre-select camera angles from up to eight live feeds using a combination of the Replay remote controller and the two touchscreens. The officials on the court then review the action using the touchscreen so that they can check each angle in complete synchronization and if necessary, select an image to zoom into with a simple touch-and-pinch gesture.

They have to ask to review at a **normal speed, with the main camera** in order to understand the action's context in the game. And then they can analyze the technical aspect, with the specific cameras in slow motion and zooming, and finally come back to the action with the main camera. The technical movements have to be analyzed in a basketball context.






- U1 or U2 makes the call (initial decision). Review by CC and U who made the call.
- CC makes the call (initial decision). Review by CC and U1 or U2
- In case the referees disagree about the review outcome, the CC takes the final decision.

IRS situations can only be reviewed by the referees' team. What the IRS operator or the stand-by referee can do to help, depending on the IRS system used, is to propose the best camera to the CC as they have seen previously the play on the monitor.

Correct process



1. NORMAL SPEED / MAIN CAMERA
2. POC & DETAILS
3. REPEAT : NORMAL SPEED/ MAIN CAMERA



1. SEE INITIAL POSITIONS
2. SEE ENTIRE ACTION, NOT ONLY POC

A referee should never go alone to the IRS.

The coaches, players or accompanying delegation members cannot request the review or check the IRS.

Incorrect process



Review the details in slow motion and then watch the main camera

Following the IRS review, the initial decision can be corrected only if the IRS review provides clear and conclusive visual evidence for the correction. Any delay during the IRS review must be avoided, but the Crew Chief can ask for the best camera angle available before taking the final decision.

Here are tips for referees to conduct the IRS review as smoothly as possible:

1. Keep the summary document of IRS review topics close the monitor which you can refer to if necessary.
2. Have a copy of the actual TV Production Camera Plan.
3. Communicate with the IRS Operator and a TV Director in a TV van as agreed before the game and look for the camera view that has the best angle of the play.
4. Know what you are looking for:
 - Analyse the whole action, not only your DECISION
 - EOQ/EOG: Led light (not clock)
 - The actions related to time correction: look at the clock and shot clock image, to reset both if necessary.
 - For the rest - look for the image from different cameras to




collect the best possible information requested.

- In addition to the IRS, you may ask for a second opinion, table officials and a commissioner.
5. Normally, in case of double whistle 1 Personal Foul / 1 Unsportsmanlike Foul, go for IRS review
 6. Normally, in case of double whistle 1 UF / 1UF, no need to go to IRS
 7. In case there is a time-out or a substitution, the IRS must be checked before granting them.
 8. Occasionally, referees may not find what they are looking for (inconclusive)
 9. The officials should avoid asking to review a play situation that happened earlier in the game (example 2/3 points shots) with the limited system.





4.3.2. STEP 4 – FINAL DECISION

After taking the final decision, the Crew Chief walks sharply and reports **in front of the scorer's table**. The decision must be clear. Both coaches may be briefly informed verbally, if necessary.





CLEAR & CONCLUSIVE VISUAL EVIDENCE	NO	INITIAL DECISION - ID	
	YES	FINAL DECISION - FD	

4.3.5. EXAMPLES OF IRS PLAY SITUATIONS





4.3.5.1.- IRS: 2/3 POINTS SHOT – ANY TIME

			
1	2	3	4
<p>The doubtful play with 2/3 points shot attempt and the ball enters the basket (initial decision).</p> <p>Basket will be counted.</p>	<p>The referee who was active in the play indicates, with the IRS signal, that the play will be reviewed during the next interruption of the game, when the ball is dead and game clock is stopped (including time-out after field goal).</p>	<p>IRS review game procedure: you can only review if the foot was on the 3-point line.</p>	<p>Communication of the final decision in the front of the scorer's table (2 or 3 points)</p>
ONLY REVIEW IF SHOOTER TOUCHED THE 3 POINT LINE			

4.3.5.2.- IRS: 2/3 POINTS SHOT IN THE L2M (4TH QUARTER OR OVERTIME)



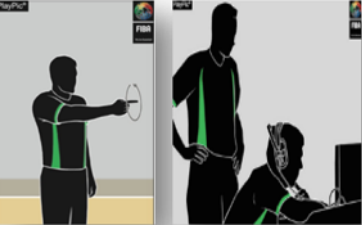



			
1	2	3	4
<p>The doubtful play with 2/3 points shot attempt and ball enters the basket (initial decision).</p> <p>Basket will be counted</p>	<p>Active referee blows the whistle immediately to interrupt the game and indicates IRS signal for the review.</p>	<p>IRS review game procedure: you can only review if the foot was on 3-point line</p>	<p>Communication of the final decision in the front of the scorer's table (2 or 3 points)</p>
ONLY REVIEW IF SHOOTER TOUCHED THE 3 POINT LINE			

4.3.5.3.- IRS: PF - UF - DQF (TF) Up & Downgrade – ANY TIME

			
1	2	3	
<p>When a called PF, UF or DQF met the criteria for such a foul or shall be up or downgraded.</p> <p>Check the basketball action not the refereeing action</p>	<p>The IRS review procedure</p> <p>Check the POC and review with a normal speed to see the nature of the action</p>	<p>Communication of the final decision in front of the scorer's table. (UF-DQF-PF or TF).</p>	

4.3.5.4.- IRS: L2M CALLED GT/ BI

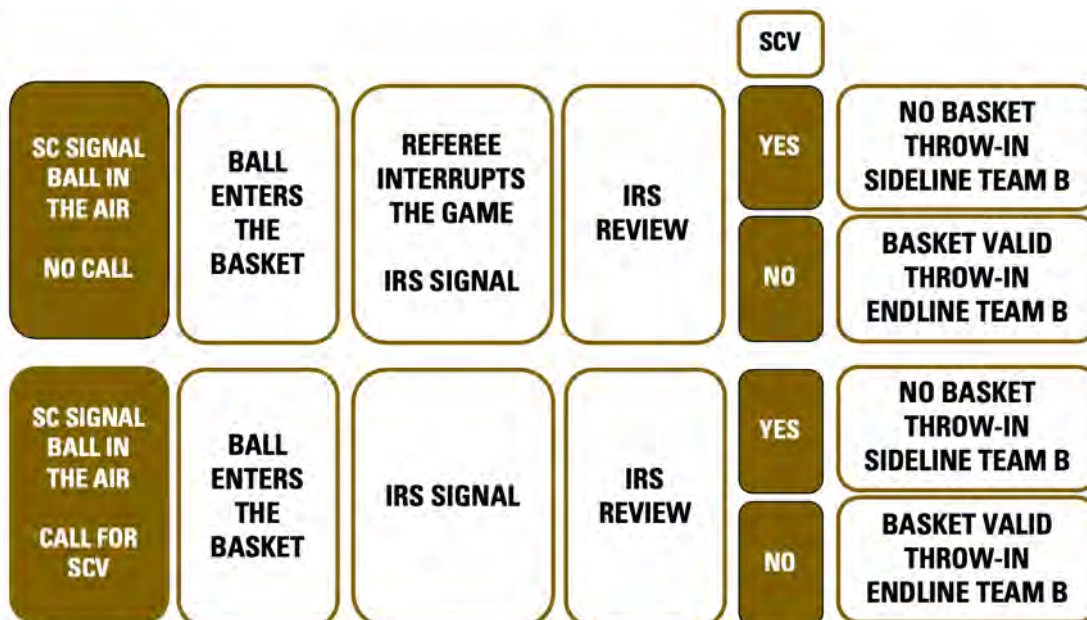
L2M

1 GT/BI PLAY CALL DECISION	2 IRS SIGNAL IRS REVIEW	3 YES VIOLATION 2P/ 3P NO – JUMP BALL
		
		

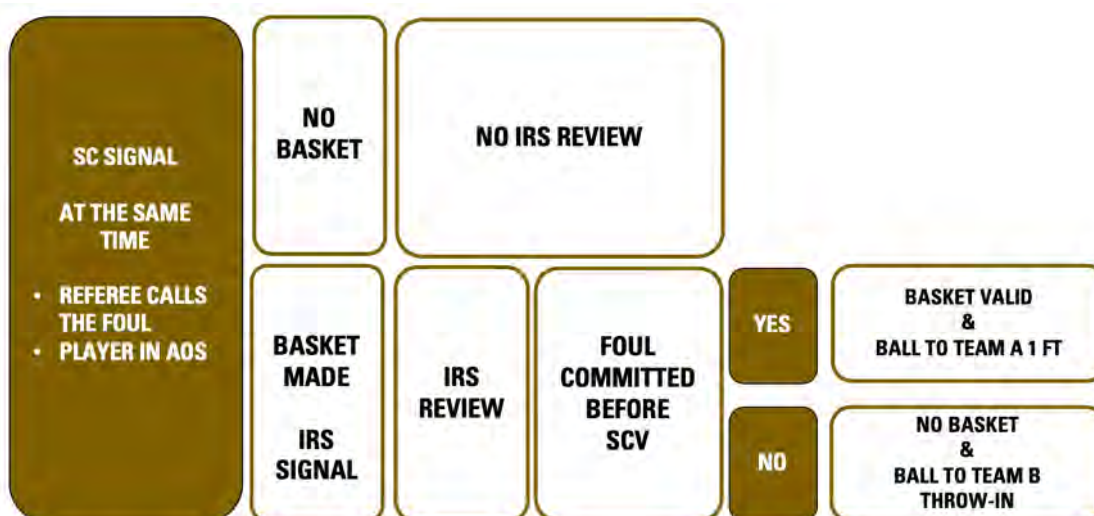
VALID ONLY WHEN GT/BI CALL IS MADE

4.3.5.5.- IRS: SHOT CLOCK VIOLATION (SCV) & BASKET – L2M (4TH QUARTER OR OVERTIME)

5.1. -SITUATIONS WHEN THE BALL ENTERS THE BASKET






5.2. – SITUATIONS WHEN THE REFEREE CALLS A FOUL AT THE SAME TIME WITH SHOT CLOCK SIGNAL



5.3. – SITUATIONS WHEN THE REFEREE CALLS AN OFF-BALL FOUL & SHOT (BASKET) IS TAKEN SAME TIME

SHOT & OFF BALL FOUL BY DEFENSE	REFEREE CALLS THE FOUL	IRS REVIEW	AOS STARTED BEFORE FOUL COMMITTED	YES	BASKET VALID & BALL TO TEAM A 2 FTs IF 5th TEAM FOULS
	IRS SIGNAL			NO	NO BASKET & BALL TO TEAM A 2 FTs IF 5th TEAM FOULS
SHOT & OFF BALL FOUL BY SHOOTER TEAM	REFEREE CALLS THE FOUL	IRS REVIEW	BALL RELEASED BEFORE FOUL COMMITTED	YES	BASKET VALID – Not OF & BALL TO TEAM B 2 FTs IF 5th TEAM FOULS
	IRS SIGNAL			NO	NO BASKET – OF & BALL TO TEAM B THROW-IN

4.3.5.6.- IRS: REVIEWS AND TIME-OUT REQUESTS

				
1	2	3	4	5
A coach has requested a Time-Out	Next Game interruption will be an IRS review	The IRS review will take place first. Wait to launch the Time-Out	The final decision will be communicated in front of the scorer's table .	The time-out will be granted and the 60" count will start after the IRS decision has been communicated. The coach may cancel the time-out after the IRS decision.

4.3.5.7.- IRS: REVIEWS AND SUBSTITUTION REQUESTS

